

METAL HAY SHEDS, IMPLEMENT SHEDS, ARENAS AND BARNES



P.O. Box 284 • Whitsett, Texas 78075
Phone: 830/579-4447 • Fax: 830/256-4447
Website: www.sbs-texas.com
 Austin Office: 512/443-3453
 Katy Office: 281/828-0096

(Eliminate Maintenance and Upkeep)

Our standard metal hay sheds and barns are built from the ground up for durability and structural sturdiness. Uprights are 4 1/2" O.D. pipe set in 3 ft. of concrete. Our standard eave height is 12 ft., but this can be altered to the customer's requirements. To add the durability and structural strength of the building, trusses are constructed of 2 3/8" heavy wall upset tubing.

Strong 2 1/2" x 6" purlins are welded edgewise to the trusses giving maximum strength to support the roof.

The roofing is of 7/8" Hi-Corrugated 26 ga. Galvanized Galvalume sheet metal spanning the entire width of the building, eliminating end laps which can cause corrosion and seepage. The metal is secured by a 1" self tapping screw with a neoprene washer.

The roof is oval shaped for better wind resistance, also eliminating the need for ridge roll, which could be a source of leaking. All buildings are clear span (no inside posts).



SBSI Arena Cover Built To Match Existing Building.



Multiple-Use Building.

The buildings pictured below can be erected on your building site complete, on a turnkey basis.

Our standard hay shed has an oval roof, open sides, clear span (no inside posts), straight walls. It is 12' high. It comes in a variety of sizes and 16 different colors. Any of our buildings can be altered to fit the customer's needs.

Designs also available with gable roof.



Combination Implement Building And Workshop.



Commercial Warehouses, Storage. Doors Are Bid Optional.



Combination Workshop And Storage Building.



Call Now For Special Pricing On All Riding Arenas And Clear Span Hay Barns.



Carports And Garages.

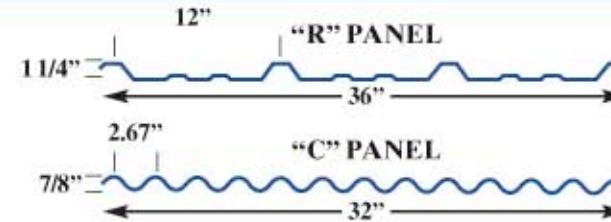


Combination Living Quarters And Stalls

Any building can be altered to fit your building needs including a variety of colors, designs, dimensions and heights. Extra doors and windows may also be added.

TRUSSES CONSTRUCTED OF 2 3/8" TUBING

ROOFING - 7/8" HIGH CORRUGATED GALVALUME SHEETING



Special Pricing On All Clear Span Riding Arenas In Effect Now. Call For Pricing.


Optional Galvanized Purlins Available And Recommended In Some Instances.



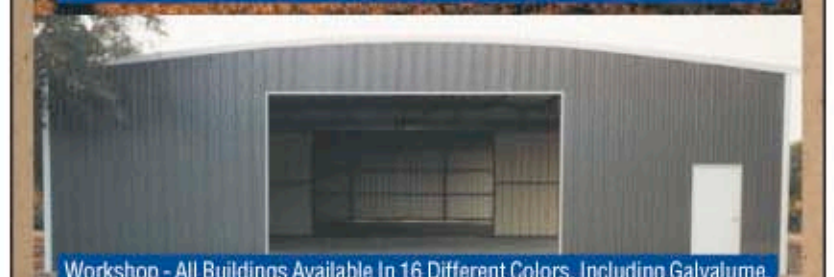
Commercial RV, Boat And Mini Storage.



Riding Arenas - Up To 100' Clear Span.



Horse And Show Barns.



Workshop - All Buildings Available In 16 Different Colors, Including Galvalume.